



St.Teresa Convent Sr. Sec School Sec: 25,Panchkula

CLASS 1
Holiday
Homework

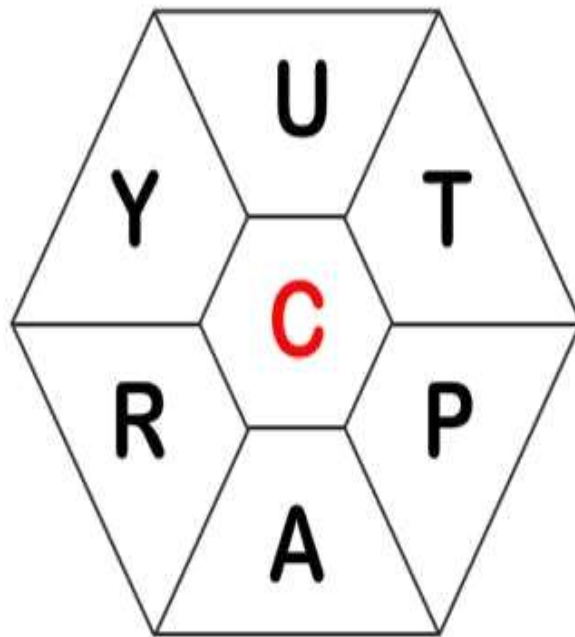


General Instructions :

- Present your holiday homework in a beautifully decorated folder.
- Parents are requested to only guide their children while doing the assignment.
- Originality of the work will be appreciated.

ENGLISH HOLIDAY HOMEWORK

- A) Make a new word by combining the letters in the hexagon.
The central red letter should be kept common every time



--	--	--

--	--	--


--	--	--

--	--	--

ABCDEFGHIJKLMNOPQRSTUVWXYZ



B Read any story from any one storybook.



C. Make a mask of your favourite character from the story you have read and decorate it.

D. On the basis of the book read by you complete the worksheet given next

A "Berry" Good Book!

Directions: Fill in each strawberry to tell about your book.

I "picked" this book because

Three words that got my attention were

1. _____

2. _____

3. _____

The most important part of this book was

What I liked best about this book was




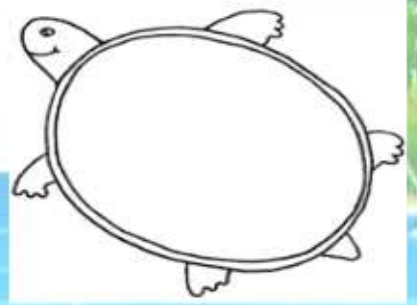

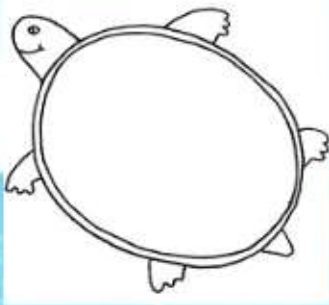

Title: _____

Author: _____

E) Revise all the work done in Book and in Notebook of both Literature and Grammar

F)

[A] Cut out and paste all the 'sh' words in the baby turtles.



when	ship	wish	short	lunch	moth	chin
the	fish	wheat	chew	bench	shop	rush

HINDI HOLIDAY HOMEWORK



स्वर/व्यंजन

चित्र देखकर सही वर्ण पर गोला बनाओ/खाली स्थान में लिखो -



आ अं अ



ऊ उ आ



अ अं आ



ऊ उ ल



अ आ ओ



ओ आ अ



आ ई इ

1

इ ए ऐ



वर्णमाला – 'अ' की मात्रा

1 वर्णों को जोड़कर नए शब्द बनाओ –

2 वर्णों को जोड़ कर चित्र का नाम लिखो –



प+न+घ+ट



ब+र+ग+द



प+ट+स+न



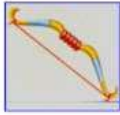
श+र+ब+त



1 **स्वर** – खाली स्थान में सही वर्ण भरो –

— आ — इ — उ — ए — ओ —
अं — ।

2 **व्यंजन** – खाली स्थान में चित्र देखकर सही वर्ण भरो





क	—	ग	—	ङ
—	छ	—	झ	ञ
—	ठ	ड	—	ण
त	थ	—	ध	—
प	—	ब	भ	—
य	र	—	—	
ष	—	स	—	



MATHS HOLIDAY HOMEWORK

NAME:- _____ Class:- _____

Fill in the missing numbers.



The Hungry Alligator

“Greater Than” Alligator Alligator

“Less Than”



45

21

30

35

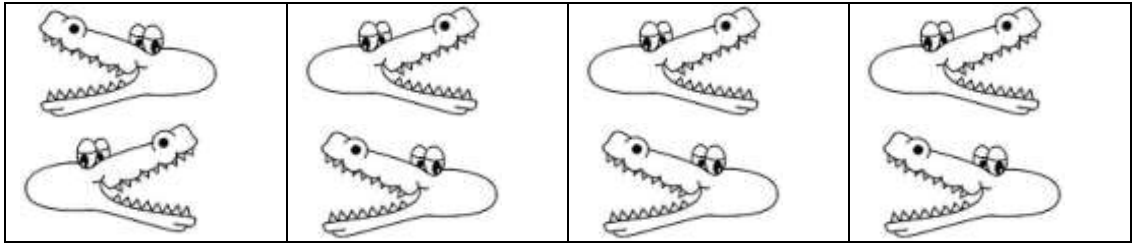


Step 1: Cut out the alligators at the bottom of the page.

Step 2: Paste “Greater than Alligator” or “Less than Alligator” in each square to show which number is larger. Colour the alligators too.

Be sure the alligator is eating the bigger number.

88		67	51		45
50		87	78		53
99		77	96		100
58		88	66		79

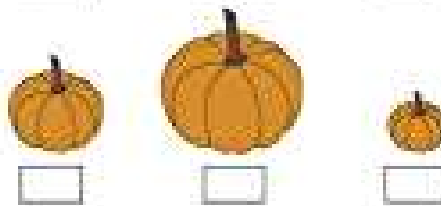




Happy Trails
Study Easy

Order each of the objects by writing a number in the box.
Eg. Write 1 for the smallest, 3 for the biggest.



Arrange from Small to Smallest



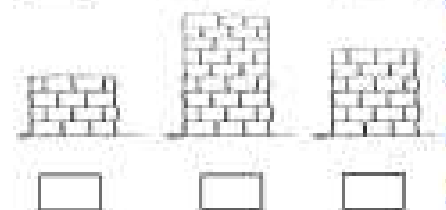
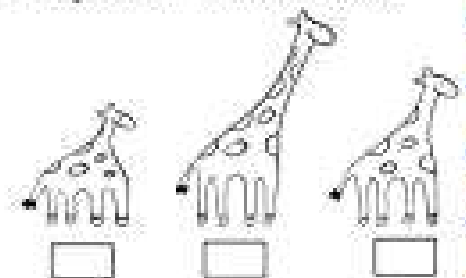
Arrange from Heavy to Heaviest



Arrange from Big to Biggest



Arrange from Tall to Tallest



Fill in the blanks

$8 + \square = 9$

$2 + \square = 4$

$\square + 3 = 8$

$6 + \square = 7$

$\square + 4 = 6$

$3 + \square = 5$

$\square + 9 = 9$

$1 + \square = 3$

$1 + \square = 6$

$\square + 1 = 10$

$4 + \square = 9$

$\square + 2 = 3$

$\square + 6 = 10$

$8 + \square = 9$

$\square + 6 = 9$

$2 + \square = 8$

EVS HOLIDAY HOMEWORK

Name:- _____ Class:- _____ DATE:- _____

“THEY HELP ME A LOT”

HELP BOX

<u>write</u>	<u>smell</u>	<u>see</u>	<u>pierce</u>	<u>breathe</u>
<u>clap</u>	<u>speak</u>	<u>hear</u>	<u>wink</u>	<u>eat</u>

I can _____ and _____ with my nose

I can _____ and _____ with my hands.

I can _____ and _____ with my mouth.

I can _____ and _____ with my eyes

I can _____ and _____ my ears.

Emotions worksheet Sketch their different facial expressions to depict their



He feels _____



She feels _____



She feels _____




He feels _____

feelings.


Complete the crossword below.

Across	Down
2. We help you to hear.	1.I help you to see.
• I help you to clean your body.	3.I help you to clean your hair.
• We help you to walk.	4.I help you to trim your nails.
• We help you to clean your teeth.	7.I help you to smell.
• We help you to jump.	8.I help you to chew food.
10.I help you to taste.	12. I help you to feel.
11.We help you to hold things.	

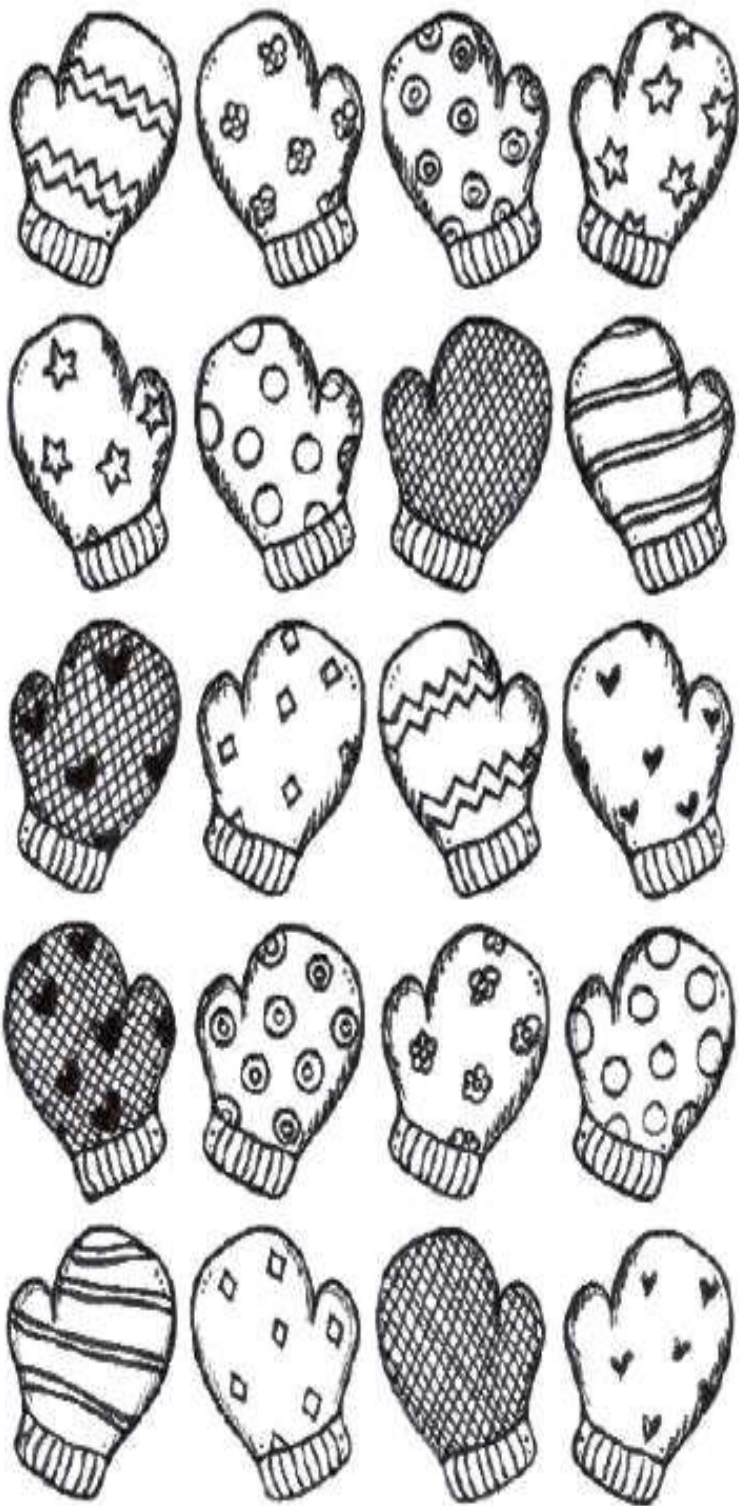


MY CLEANING HELPERS

Colour the pictures **red** that help you to keep your body clean and **blue** for those that help you keeping your room clean:



Matching Mittens: Colour the matching mittens with same colour (Any two pairs).



COMPUTER HOLIDAY HOMEWORK

Name:

Roll No:

Class: Section:

Date:

MACHINES

Chapter-1

A. Tick (✓) the correct option.

1. Which of these is a man-made thing?

a.



b.



c.



2. Which of the following does not run on electricity?

a.



b.



c.



B. Fill in the blanks using the hints given below:

Hints: Bicycle, man-made, machines, electricity

1. A moves when we push the pedal.
2. Crayons are things.
3. makes our work easier.
4. Geyser runs on

C. Write 'T' for true and 'F' for false.

1. Apple is a man-made thing.
2. Washing Machine runs on muscle power.
3. We cannot listen songs on computer.
4. Machines can work very fast.

GK Holidays Holiday Homework

Make a beautiful chart on National symbols of India

- National Bird
- National Animal
- National Flower
- National Game
- National Fruit

Paste pictures and write their name

Art and craft Holiday Homework

1) Make a "Camp Lantern" with Plastic Bottle and decorate it.

OR

2) Make a " flower pot " with Plastic Bottle and decorate it.

ART INTEGRATED PROJECT

Write a slogan on women empowerment and select one famous woman and paste her picture and write her D. O. B, Age and 5 lines on her life.

